



**CITY OF PATASKALA
MONTHLY FINANCIAL REPORT
FOR THE YEAR TO DATE JUNE 30, 2010**

PREPARED BY THE FINANCE DEPARTMENT

**CITY OF PATASKALA
MONTHLY FINANCIAL REPORT**

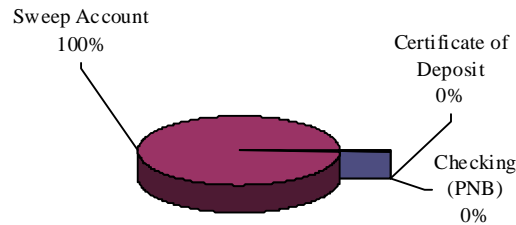
TABLE OF CONTENTS

<u>TITLE</u>	<u>PAGE</u>
Table of Contents	1
City Deposits and Investments	2
Statement of Revenues, Expenditures and Changes in Fund Balance – General Fund	4
Statement of Revenues, Expenditures and Changes in Fund Balance – Police Levy Fund	6
Statement of Revenues, Expenditures and Changes in Fund Balance – Street and Street Levy Funds	7
Statement of Operations – Mayor’s Court	8
Fund Balance Status Report	9
Fund Descriptions	10

CITY DEPOSITS AND INVESTMENTS

A. City Investments by Category

Investments by Category



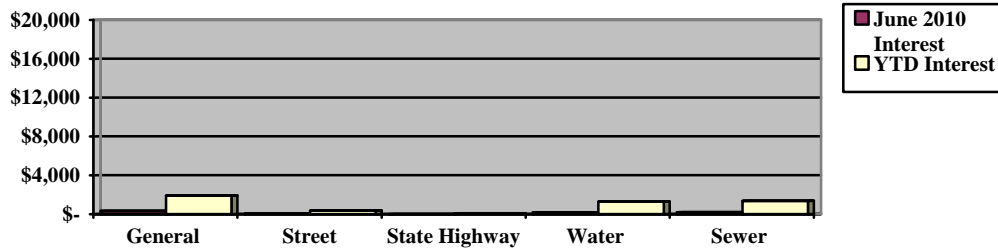
<u>Investment Type</u>	<u>Interest Rate</u>	<u>Amount Invested</u>	<u>Monthly Interest</u>	<u>Year to Date Interest</u>	<u>Projected Interest at 12/31/10</u>
Checking Account (Park National Bank)	N/A	\$0	\$0	\$0	\$0
Checking Account-W/S (Park National Bank)	N/A	0	0	0	0
Sweep Account – W/S	0.51%	2,850,698	392	2,650	6,000
Insurance Account	N/A	1,053	0	0	0
Sweep Account – Ins.	0.10%	24,639	3	10	600
Sweep Account	0.51%	3,025,868	405	2,337	5,000
Certificates of Deposit	1.00%	4,343	0	19	100
Totals		<u>\$5,906,601</u>	<u>\$800</u>	<u>\$5,016</u>	<u>\$11,700</u>

To improve cash management, cash received by the City is pooled and invested. Individual fund integrity is maintained through City records. The City's investments are pooled amongst all funds with the exception of the certificate of deposit which were purchased with Mobile Park Trust Fund monies. All interest earned from the certificates of deposit are recorded within the Mobile Park Trust Fund.

CITY DEPOSITS AND INVESTMENTS (Continued)

B. City Investment Earnings

Interest Earned by Fund



	General	Street (B1)	Highway (B2)	Water (E1)	Sewer (E2)
June 2010 Interest	\$ 333	\$ 61	\$ 14	\$ 181	\$ 211
YTD Interest	1,909	363	75	1,286	1,364

Investment earnings for the month of June 2010 totaled \$800 in comparison to June 2009 interest earnings of \$4,315. Investment income is less based on the significant differences in interest rates and the overall financial markets.

The Finance Department will seek the highest return on investment of City monies while maintaining the following investment objectives and guidelines:

- 1) Preservation of capital and protection of principal while maintaining diversification to avoid losses;
- 2) Strive to achieve a fair & save average of return and provide liquidity to enable operating requirements;
- 3) Exercise degree of judgment and care;
- 4) Bank account relationships managed to secure adequate services while minimizing costs.

C. Collateralization of City Monies

Protection of the City's deposits is provided by the Federal Deposit Insurance Corporation (FDIC), by collateral pledged to the City by the financial institution or by a collateral pool established by the financial institution to secure the repayment of all public monies deposited with the institution. FDIC coverage is provided up to \$250,000 for each interest and non-interest bearing account with the same financial institution. Any remaining deposits in excess of FDIC coverage must be collateralized by pledged (the financial institution matches an investment against remaining deposits) or pooled (the financial institution pools the City's monies with other governments into one large collateral pool securing all participating governments). The following table summarizes collateralization of the City's funds:

<u>Financial Institution</u>	<u>Investment Type</u>	<u>Amount Invested</u>	<u>FDIC</u>	<u>Additional Collateral</u>	<u>Over/(Under) Collateralized</u>
Park National Bank	Checking	\$1,053	\$250,000	\$0	\$248,947
Park National Bank	Sweep	5,901,205	0	5,901,205	0
Park National Bank	CD	4,343	4,343	0	0

CITY OF PATASKALA GENERAL FUND
Statement of Revenues, Expenditures, and Changes in Fund Balance
For the Years to Date Ended June 30, 2010 and 2009

	<u>YTD Ended June 2010</u>	<u>Budget</u>	<u>YTD % Received/Expended</u>	<u>YTD Ended June 2009</u>
Revenues:				
Real Estate Taxes	\$451,230	\$905,000	49.86%	\$444,600
Personal Property Taxes	0	0	0.00%	0
Rollback & Homestead	64,800	131,892	49.13%	9,054
Local Government	41,648	87,325	47.69%	43,186
Estate Taxes	69,806	10,300	677.73%	3,043
Permits	46,344	65,770	70.46%	45,589
Mayor's Court	51,626	93,500	55.21%	62,332
Interest	1,909	12,100	15.78%	5,887
Rent	60,737	105,000	57.84%	46,044
Miscellaneous	76,100	172,290	44.17%	91,112
Total Revenues	864,200	1,583,177	54.59%	750,847
Expenses				
Salaries and Wages:				
Police	33,540	68,206	49.17%	38,852
Zoning	69,896	147,908	47.26%	77,073
Mayor,Court Security and Clerk Administrator & Public Serv. Dir.	24,632	47,379	51.99%	22,294
Law Director	26,069	52,402	49.75%	25,563
Council and Clerk	60,750	121,740	0.00%	0
Finance Director & Mgr.	24,743	49,879	49.61%	26,302
Parks/Personnel Board/L&B	44,236	75,768	58.38%	36,994
	73	4,643	1.57%	38
Retirement and Insurance				
Police	14,700	29,244	50.27%	16,806
Zoning	34,049	77,319	44.04%	36,422
Mayor,Court Security and Clerk Administrator & Public Serv. Dir.	7,337	14,462	50.73%	6,909
Law Director	9,799	13,461	72.80%	11,285
Council and Clerk	11,462	19,492	0.00%	0
Finance Director & Mgr.	6,682	10,593	63.08%	4,130
Parks/Personnel Board/L&B	9,378	19,284	48.63%	10,010
Street Lighting	112	750	14.93%	99
Health Department	23,471	50,000	46.94%	23,096
Office Supplies	59,300	59,300	100.00%	57,500
Vehicle & Building Repairs	16,234	30,875	52.58%	12,909
Contractual Services	18,828	36,750	51.23%	18,566
Utility - Electric	24,481	99,009	24.73%	22,680
Telephone	11,663	28,100	41.51%	10,532
Utility - Gas	5,544	26,447	20.96%	11,750
Cleaning	2,760	10,000	27.60%	3,559
Building Debt Payment	8,954	17,910	49.99%	8,954
Auditor Fees	0	150,000	0.00%	0
Legal Services	15,441	31,000	49.81%	12,656
	18,000	46,000	39.13%	86,763

CITY OF PATASKALA GENERAL FUND
Statement of Revenues, Expenditures, and Changes in Fund Balance
For the Years to Date Ended June 30, 2010 and 2009
(Continued)

Magistrate	7,506	17,000	44.15%	5,625
Liability Insurance	23,552	30,000	78.51%	20,747
Miscellaneous	35,569	115,270	30.86%	39,392
Contingency	0	486,542	0.00%	0
Capital Improvements	18,943	507,000	3.74%	13,241
Police Vehicle Lease Payment	0	0	0.00%	0
	<hr/>	<hr/>	<hr/>	<hr/>
Total Expenditures	667,704	2,493,733	26.78%	660,747
	<hr/>	<hr/>	<hr/>	<hr/>
Excess of Revenues Over(Under)				
Expenditures	196,496	(910,556)	0	90,100
	<hr/>	<hr/>	<hr/>	<hr/>
Fund Balance at 12/31/09 & 12/31/08	910,556	910,556	0	534,918
	<hr/>	<hr/>	<hr/>	<hr/>
Fund Balance at 06/30/10 & 06/30/09	<u>1,107,052</u>	<u>0</u>	<u>0.00%</u>	<u>625,018</u>

GENERAL FUND ANALYSIS

The General Fund avoided a deficit spending situation with revenues exceeding expenditures by \$196,496 through June 30, 2010.

Expenditures: Expenditures were \$6,957 higher as compared to June 30, 2009. Expenditure line items which increased 50% from the same period 2009 include the Law Director Wages and benefits (increase of \$60,750 and \$11,462, respectively, noting this was included in legal services in 2009).

Revenues: Revenues increased \$113,353 from the same period June 2009 which is primarily attributed to increases in real estate taxes, rollback and homestead, estate taxes, rental and planning and zoning permit revenues.

CITY OF PATASKALA POLICE LEVY FUND
Statement of Revenues, Expenditures, and Changes in Fund Balance
For the Years to Date Ended June 30, 2010 and 2009

	<u>YTD Ended June 2010</u>	<u>Budget</u>	<u>YTD % Received/Expended</u>	<u>YTD Ended June 2009</u>
Revenues:				
Real Estate Taxes	\$720,042	\$1,550,000	46.45%	\$712,019
Personal Property Taxes	0	0	0.00%	0
Rollback & Homestead	100,340	171,805	58.40%	10,277
School Resource Officer Grant	0	0	0.00%	0
Miscellaneous	22,572	21,195	106.50%	21,232
Total Revenues	<u>842,954</u>	<u>1,743,000</u>	<u>48.36%</u>	<u>743,528</u>
Expenses				
Salaries & Wages	324,075	679,691	47.68%	394,084
Retirement & Insurance	240,829	395,678	60.86%	186,586
Contractual Services	1,092	12,000	9.10%	1,955
Supplies/Computer Equip.	4,559	27,937	16.32%	5,215
Lab, Legal Fees & Examinations	4,016	11,920	33.69%	5,301
Evidence Storage	660	1,732	38.11%	660
Officer Tuition	0	6,000	0.00%	2,367
Task Force	0	0	0.00%	2,500
Phones, Pagers, Internet	12,129	29,911	40.55%	10,600
Travel & Investigation	1,350	6,050	0.00%	259
County Auditor/Audit Fees	13,818	36,200	0.00%	15,385
Fuel	21,392	50,000	42.78%	18,272
Publications/Membership	144	3,500	4.11%	220
Uniforms & Related Equip.	3,333	28,000	11.90%	6,065
Vehicle Maintenance & Repairs	6,272	41,875	14.98%	13,496
Capital Improvements/Purchases	8,750	10,000	87.50%	6,151
Miscellaneous	6,200	32,024	19.36%	6,537
Liability Insurance	17,815	20,000	89.08%	19,145
Payroll Processing Fees	1,538	3,615	42.54%	1,550
Electric	3,613	9,000	40.14%	3,724
Columbia Gas	4,812	12,000	40.10%	6,290
ADT Security	771	1,386	55.63%	426
Police Car Lease	182,803	193,162	94.64%	95,817
Contingency	0	612,744	0	0
Total Expenditures	<u>859,971</u>	<u>2,224,425</u>	<u>38.66%</u>	<u>802,605</u>
Excess of Revenues Over(Under)				
Expenditures	(17,017)	(481,425)	0	(59,077)
Fund Balance at 12/31/09 & 12/31/08	<u>481,425</u>	<u>481,425</u>	<u>0</u>	<u>270,162</u>
Fund Balance at 06/30/10 & 06/30/09	<u>464,408</u>	<u>0</u>	<u>0.00%</u>	<u>211,085</u>

POLICE LEVY FUND ANALYSIS

The Police Levy Fund incurred a deficit spending situation with expenditures exceeding revenues by (\$17,017).

Expenditures: Expenditures increased \$57,366 from June 2009 which is attributed to the former police chief's retirement incentive paid which is reflected in the benefits line item and also the retirement of the police vehicle lease.

Revenues: Revenues increased \$99,426 which is attributed to City receiving sale of police vehicles of \$18,000 and higher rollback and homestead collections.

CITY OF PATASKALA
STREET AND STREET LEVY FUNDS
Statement of Revenues, Expenditures, and Changes in Fund Balance
For the Years to Date Ended June 30, 2010 and 2009

	<u>YTD Ended June 2010</u>	<u>Budget</u>	<u>YTD % Received/Expended</u>	<u>YTD Ended June 2009</u>
Revenues:				
Real Estate Taxes	\$0	\$0	0.00%	\$0
Personal Property Taxes	0	0	0.00%	0
Rollback & Homestead	5,415	29,902	18.11%	5,268
Gas Tax	243,948	405,000	60.23%	241,349
Motor Vehicle Registration	73,055	142,000	51.45%	47,956
Grants	0	250,000	0.00%	0
Interest	363	0	100.00%	2,315
Miscellaneous	3,543	5,500	64.42%	16,400
Total Revenues	326,324	832,402	39.20%	313,288
Expenses				
Salaries & Wages	146,907	269,055	54.60%	138,409
Retirement & Insurance	57,038	147,295	38.72%	60,391
Contractual Services	1,205	70,982	1.70%	3,184
Utility - Electric	2,861	5,000	57.22%	3,043
Utility - Gas	3,070	8,500	36.12%	3,799
Uniforms & Related Equip.	4,024	7,000	57.49%	4,522
Permits & Registrations	3,010	5,000	60.20%	3,600
Supplies	62	31,257	0.20%	308
Engineering Fees	145,164	191,922	75.64%	72,747
Phones	1,858	5,000	37.16%	1,996
Vehicle Fuel & Oil	12,878	28,500	45.19%	6,380
Vehicle Repairs	6,078	35,020	17.36%	11,548
Street Repair	6,915	130,693	5.29%	12,379
Miscellaneous	6,967	17,941	38.83%	8,388
Street Signs/Street Light Repairs	3,056	10,000	30.56%	4,790
Gravel/Salt	61,129	103,180	59.25%	14,834
Tree/Roof Maintenance	0	15,000	0.00%	1,195
Capital Improvements	0	350,000	0.00%	0
Liability Insurance	8,553	14,000	61.09%	8,025
Auditor Fees	780	4,000	0.00%	2,850
Total Expenditures	471,555	1,449,345	0.00%	362,388
Excess of Revenues Over(Under)				
Expenditures	(145,231)	(616,943)	0%	(49,100)
Fund Balance at 12/31/09 & 12/31/08	616,943	616,943	0	630,859
Fund Balance at 06/30/10 & 06/30/09	471,712	0	0	581,759

STREET AND STREET LEVY FUND ANALYSIS

The Street and Street Levy Funds incurred a deficit spending situation noting that expenditures exceeded revenues by (\$145,231). The Street Fund (B1) and Street Levy (B9) Funds had cash balances of \$469,743 and \$1,969 as of June 30, 2010. Increased expenditures associated with engineering fees for McIntosh Road Bridge project and also salt.

CITY OF PATASKALA
MAYOR'S COURT NET PROFIT (LOSS) FROM OPERATIONS
FOR THE YEAR TO DATE ENDED JUNE 30, 2010

	Court Revenues					Net Profit (Loss) From Operations
	YTD Court Costs	YTD Computer Fund	YTD Fines	YTD State of Ohio	YTD Miscellaneous	
Expenditures:						
City of Pataskala	\$47,763	\$16,117	\$0	\$35,508	\$0	\$3,862
Capital Recovery System Inc.	124	0	0	0	0	(124)
Treasurer of State	14,032	0	0	0	14,032	0
Court Computer	3,782	0	3,782	0	0	0
Refunds	0	0	0	0	0	0
Bank Charges	512	0	0	0	0	(512)
Unapplied Collections	4,054	0	0	0	0	(4,054)
Total Mayor's Court	\$ 70,267	\$ 16,117	\$ 3,782	\$ 35,508	\$ 14,032	\$ (828)

Reconciliation of Mayor's Court Cash Receipts Paid to the		Bank Balance at December 31, 2009	14,201
General Fund with Additional Mayor's Court Costs:		Bank Balance at June 30, 2010	\$ 13,373
General Fund Mayor's Court Cash Receipts (page 4)	51,625		
Salary & Benefits- Mayor Court Clerk & Court Security	(15,750)		
Legal Services	(21,000)		
Magistrate	(7,506)		
Court Jail Fees	(492)		
Miscellaneous	(3,864)		
Net Profit (Loss) From Operations with			
Additional Mayor's Court Costs	\$ 3,013		

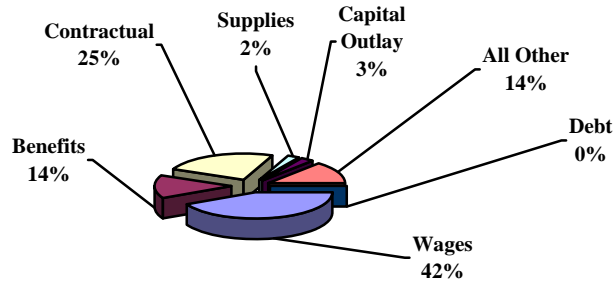
MAYOR'S COURT OPERATIONS ANALYSIS

Through the month ending June 30, 2010, the Mayor's Court had expenditures in excess of revenues by \$828. The Reconciliation of Mayor's Court Cash Receipts Paid to the General Fund with Additional Mayor's Court Costs (which these costs are generally supplemented by the General Fund) resulted in net income of \$3,013 through June 30, 2010. The Mayor's Court bank account had cash and cash equivalents on hand of \$13,373 for the year to date ended June 30, 2010.

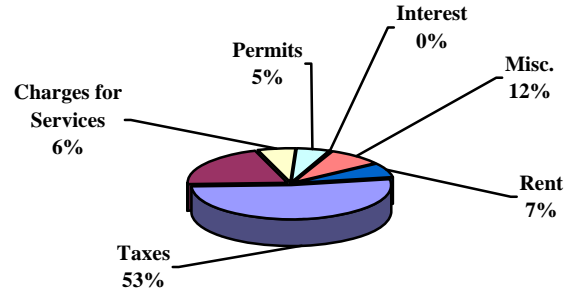
CITY OF PATASKALA FUND BALANCE STATUS REPORT

Fund	Balance at 12/31/09	YTD Receipts	% Received Vs. Budget	YTD Expenditures	% Spent Vs. Budget	Balance at 06/30/10	Outstanding Encumbrances	Unencumbered 06/30/10
General (A1)	\$ 910,556	\$ 864,200	54.59%	\$ 667,704	26.78%	\$ 1,107,052	\$ 97,816	\$ 1,009,236
Street Fund (B1)	558,509	324,609	40.47%	413,375	30.38%	469,743	102,131	367,612
State Highway (B2)	72,689	25,778	52.72%	11,402	9.38%	87,065	4,119	82,946
Permissive License Tax (B8)	327,394	202,723	30.54%	113,560	13.35%	416,557	209,505	207,052
Street Levy (B9)	58,434	1,715	5.64%	58,180	65.49%	1,969	-	1,969
Recreation (B10)	18,974	1,996	24.95%	7,235	26.82%	13,735	2,804	10,931
Park Use (B11)	80,635	10,800	72.00%	410	0.43%	91,025	-	91,025
Police Levy (B13)	481,425	842,954	48.36%	859,971	38.66%	464,408	60,115	404,293
Im mobilization (B14)	10,649	690	115.00%	-	0.00%	11,339	-	11,339
Court Computer (B17)	12,497	3,782	75.64%	488	2.79%	15,791	-	15,791
Alcohol Enforcement (B18)	5,611	425	85.00%	-	0.00%	6,036	-	6,036
Law Enforcement Trust (B19)	1,767	225	56.25%	-	0.00%	1,992	-	1,992
Mobile Park Trust Fund (B20)	4,325	19	47.50%	-	0.00%	4,344	-	4,344
FEMA	-	-	0.00%	-	0.00%	-	-	-
Police K-9 Unit (B50)	1,976	-	0.00%	705	28.47%	1,271	-	1,271
Sesquential Fund (B60)	733	-	0.00%	130	10.53%	603	170	433
Construction Accounts (B70)	194,037	190	0.95%	946	0.48%	193,281	-	193,281
Issue II (C2)	-	215,502	29.20%	215,502	29.20%	-	-	-
Courter Bridge Improv. (C3)	59	-	0.00%	-	0.00%	59	-	59
Muncipal Building (C5)	11,333	-	0.00%	2,000	0.23%	9,333	-	9,333
CDBG (C4)	-	-	0.00%	-	0.00%	-	-	-
Street Bond (D2)	30,067	-	0.00%	-	0.00%	30,067	-	30,067
Water Fund (E1)	1,176,711	386,904	49.70%	853,674	43.66%	709,941	155,075	554,866
Sewer Fund (E2)	1,859,263	533,990	23.99%	735,733	18.01%	1,657,520	426,435	1,231,085
Water Debt Service (E12)	171,627	413,438	100.00%	151,719	25.93%	433,346	-	433,346
Wastewater Treatment (E14)	73,029	-	0.00%	7,795	10.67%	65,234	-	65,234
Totals	\$ 6,062,300	\$ 3,829,940	29.92%	\$ 4,100,529	21.30%	\$ 5,791,711	\$ 1,058,170	\$ 4,733,541

General Fund Expenditures



General Fund Revenues



CITY OF PATASKALA FUND DESCRIPTIONS

The following is a description of the City's active funds:

Fund Number	Fund Name	Description
A1	General Fund	This fund accounts for all financial resources not accounted for in another fund. The General Fund is the general operating fund of the City and includes funding for such departments as: administration, police, and planning & zoning. The general fund balance is available for any purpose and may be transferred to any other fund.
B1	Street Fund	This fund receives 92.5% of motor vehicle and gasoline tax monies received and monies are to be used specifically for City street maintenance, construction and repair.
fB2	State Highway Fund	This fund receives 7.5% of motor vehicle and gasoline tax monies received and monies are to be used specifically for state highway road maintenance, construction, and repair for such state highway roads within the City.
B8	Permissive License Tax Fund	This fund receives monies collected from the sale of licenses from the County Auditor and is to be used for street construction, maintenance and repair.
B9	Street Levy Fund	This fund does not have a specific revenue source; however, remaining fund balance is to be used specifically for City street maintenance, construction and repair.
B10	Recreation Fund	This fund receives charges for services to operate the Parks and Recreation department and related activities.
B11	Park Use	This fund receives monies from new home and building permits which are to be used specifically for Parks and Recreation capital improvements.
B13	Police Levy Fund	This fund receives revenues for a specific property tax levy to account for security of persons and property.

CITY OF PATASKALA FUND DESCRIPTIONS

Fund Number	Fund Name	Description
B14	Immobilization Fund	This fund receives fines assessed under the Mayor's Court for any offender's immobilized vehicle. Such fees are to be disbursed to the registrar before the vehicle may be released to the offender.
B17	Court Computer Fund	This fund receives fees assessed by the Mayor's Court which are to be used for the computerization of the clerk of court's office. The fee charged to computerize the operations of the Mayor's Court cannot exceed \$3, and in addition to assessing fees to computerize the operations of the court, the Mayor's Court may determine that additional funds are necessary to computerize the office of the clerk of its court. This includes the acquisition and maintenance of legal research software and hardware for Mayor's Court personnel.
B18	Alcohol & Enforcement Education Fund	This fund receives fine monies for the violation of an OVI ordinance established and is to be used for alcohol related trainings and education.
B19	Law Enforcement Trust Fund	This fund receives fine monies from the Mayor's Court of which such monies are to be used to maintain, upgrade, and modernize law enforcement training, technology, and any related equipment.
B20	Mobile Park Trust Fund	This fund was created for the purpose of accounting for the donated principal associated with the installation and maintenance of the storm sewer line underneath the railroad tracks owned and managed by CSX. This fund will continue to receive interest which may only be used for the described purpose.
B50	Police K-9 Unit	This fund receives grants and donations for the training, care, and upkeep of a investigative police dog for the City police department.
B60	Sesquicentennial Fund	This fund was created to receive donations and other proceeds specifically for Sesquicentennial Activities when created in 2000. Any remaining monies are to be used specifically for historical preservation purposes within the City.

CITY OF PATASKALA FUND DESCRIPTIONS

Fund Number	Fund Name	Description
B70	Construction Accounts	This fund receives permit monies received by the planning and zoning department associated with new construction within the City. Expenditures from this fund relate to engineering, inspection, and site review fees.
C3	Courter Bridge Improvement	This fund receives rollover note proceeds to retire related debt originally used for bridge improvements to the Courter Bridge.
C5	Municipal Building Purchase	This fund issued bond anticipation note proceeds for the purchase of the City Municipal Building. The repayment of the outstanding notes is an obligation of the General Fund.
D2	Street Bond Fund	This fund collected special assessment levy monies for improvements to Pat Haven Drive. This fund no longer collects monies and the remaining balance is dormant and is available for future City capital improvements.
E1	Water Fund	Charges for services in the form of user-fees are assessed for operations, repayment of debt, construction, and any improvements to the City's water utility system.
E2	Sewer Fund	Charges for services in the form of user-fees are assessed for operations, repayment of debt, construction, and any improvements to the City's sewer utility system.
E13	Water Improvement Fund	This fund receives bond and note proceeds which will be used to retire existing water bond anticipation notes originally issued for the construction of the City's new Water Treatment Plant.
E14	Waste Water Treatment Plant #2	This fund issued bond anticipation notes for the construction of the City's Waste Water Treatment Plant. Outstanding debt is collateralized by charges for services.