



**CITY OF PATASKALA
MONTHLY FINANCIAL REPORT
FOR THE YEAR TO DATE JANUARY 31, 2010**

PREPARED BY THE FINANCE DEPARTMENT

CITY OF PATASKALA MONTHLY FINANCIAL REPORT

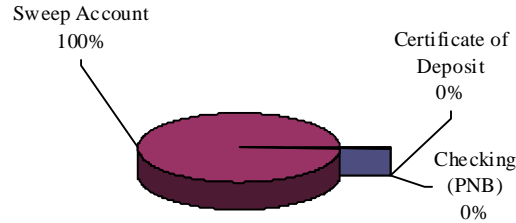
TABLE OF CONTENTS

<u>TITLE</u>	<u>PAGE</u>
Table of Contents	1
City Deposits and Investments	2
Statement of Revenues, Expenditures and Changes in Fund Balance – General Fund	4
Statement of Revenues, Expenditures and Changes in Fund Balance – Police Levy Fund	6
Statement of Revenues, Expenditures and Changes in Fund Balance – Street and Street Levy Funds	7
Statement of Operations – Mayor’s Court	8
Fund Balance Status Report	9
Fund Descriptions	10

CITY DEPOSITS AND INVESTMENTS

A. City Investments by Category

Investments by Category



<u>Investment Type</u>	<u>Interest Rate</u>	<u>Amount Invested</u>	<u>Monthly Interest</u>	<u>Year to Date Interest</u>	<u>Projected Interest at 12/31/10</u>
Checking Account (Park National Bank)	N/A	\$906	\$0	\$0	\$0
Checking Account–W/S (Park National Bank)	N/A	0	0	0	0
Sweep Account – W/S	0.51%	3,298,106	525	525	6,000
Insurance Account	N/A	0	0	0	0
Sweep Account – Ins.	0.10%	13,528	49	49	600
Sweep Account	0.51%	2,643,121	429	429	5,000
Certificates of Deposit	1.00%	4,325	0	0	100
Totals		<u>\$5,959,986</u>	<u>\$1,003</u>	<u>\$1,003</u>	<u>\$11,700</u>

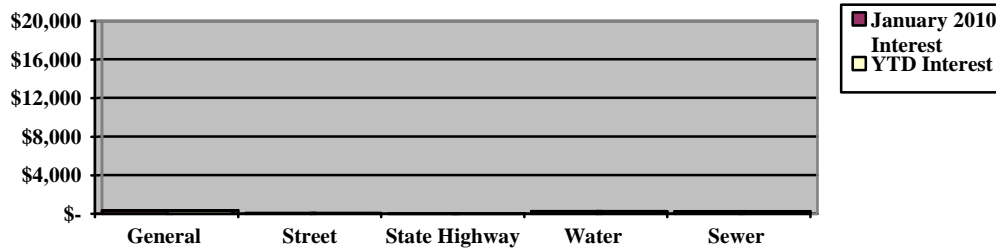
To improve cash management, cash received by the City is pooled and invested. Individual fund integrity is maintained through City records. The City’s investments are pooled amongst all funds with the exception of the certificate of deposit which were purchased with Mobile Park Trust Fund monies. All interest earned from the certificates of deposit are recorded within the Mobile Park Trust Fund.

CITY DEPOSITS AND INVESTMENTS

(Continued)

B. City Investment Earnings

Interest Earned by Fund



	General	Street (B 1)	Highway (B2)	Water (E1)	Sewer (E2)
January 2010 Interest	\$ 345	\$ 72	\$ 13	\$ 269	\$ 255
YTD Interest	345	72	13	269	255

Investment earnings for the month of January 2010 totaled \$1,003 in comparison to January 2009 interest earnings of \$4,341. Investment income is less based on the significant differences in interest rates and the overall financial markets.

The Finance Department will seek the highest return on investment of City monies while maintaining the following investment objectives and guidelines:

- 1) Preservation of capital and protection of principal while maintaining diversification to avoid losses;
- 2) Strive to achieve a fair & save average of return and provide liquidity to enable operating requirements;
- 3) Exercise degree of judgment and care;
- 4) Bank account relationships managed to secure adequate services while minimizing costs.

C. Collateralization of City Monies

Protection of the City's deposits is provided by the Federal Deposit Insurance Corporation (FDIC), by collateral pledged to the City by the financial institution or by a collateral pool established by the financial institution to secure the repayment of all public monies deposited with the institution. FDIC coverage is provided up to \$250,000 for each interest and non-interest bearing account with the same financial institution. Any remaining deposits in excess of FDIC coverage must be collateralized by pledged (the financial institution matches an investment against remaining deposits) or pooled (the financial institution pools the City's monies with other governments into one large collateral pool securing all participating governments). The following table summarizes collateralization of the City's funds:

<u>Financial Institution</u>	<u>Investment Type</u>	<u>Amount Invested</u>	<u>FDIC</u>	<u>Additional Collateral</u>	<u>Over/(Under) Collateralized</u>
Park National Bank	Checking	\$906	\$250,000	\$0	\$249,094
Park National Bank	Sweep	5,959,986	0	5,959,986	0
Park National Bank	CD	4,325	4,325	0	0

CITY OF PATASKALA GENERAL FUND
Statement of Revenues, Expenditures, and Changes in Fund Balance
For the Years to Date Ended January 31, 2010 and 2009

	<u>YTD Ended January 2010</u>	<u>Budget</u>	<u>YTD % Received/Expended</u>	<u>YTD Ended January 2009</u>
Revenues:				
Real Estate Taxes	\$0	\$905,000	0.00%	\$0
Personal Property Taxes	0	0	100.00%	0
Rollback & Homestead	0	131,892	0.00%	773
Local Government	7,065	87,325	8.09%	7,448
Estate Taxes	0	10,300	0.00%	0
Permits	3,234	65,770	4.92%	1,732
Mayor's Court	10,355	93,500	11.07%	7,921
Interest	345	12,100	2.85%	801
Rent	13,929	105,000	13.27%	8,862
Miscellaneous	168	172,290	0.10%	208
Total Revenues	35,096	1,583,177	2.22%	27,745
Expenses				
Salaries and Wages:				
Police	4,728	80,893	5.84%	6,382
Zoning	11,087	147,908	7.50%	16,093
Mayor and Clerk	3,694	47,379	7.80%	3,621
Administrator & Public Serv. Dir.	4,010	52,402	7.65%	3,832
Law Director	10,127	121,740	0.00%	0
Council and Clerk	3,941	49,879	7.90%	3,871
Finance Director & Mgr.	5,778	75,768	7.63%	5,685
Parks/Personnel Board/L&B	73	3,629	2.01%	0
Retirement and Insurance				
Police	0	31,985	0.00%	102
Zoning	4,064	68,680	5.92%	2,304
Mayor and Clerk	894	12,887	6.94%	584
Administrator & Public Serv. Dir.	1,216	11,339	10.72%	476
Law Director	1,400	19,492	0.00%	0
Council and Clerk	638	9,922	6.43%	627
Finance Director & Mgr.	1,182	17,435	6.78%	862
Parks/Personnel Board/L&B	406	530	76.60%	90
Street Lighting	3,578	50,000	7.16%	3,668
Health Department	0	59,300	0.00%	0
Office Supplies	1,065	30,875	3.45%	2,685
Vehicle & Building Repairs	1,142	51,150	2.23%	0
Contractual Services	572	70,800	0.81%	4,345
Utility - Electric	1,663	28,100	5.92%	1,582
Telephone	1,235	25,000	4.94%	2,006
Utility - Gas	887	10,000	8.87%	1,218
Cleaning	0	17,910	0.00%	1,492
Building Debt Payment	0	150,000	0.00%	0
Auditor Fees	0	30,000	0.00%	0
Legal Services	3,000	46,000	6.52%	13,040

CITY OF PATASKALA GENERAL FUND
Statement of Revenues, Expenditures, and Changes in Fund Balance
For the Years to Date Ended December 31, 2010 and 2009
(Continued)

Magistrate	1,500	17,000	8.82%	0
Liability Insurance	0	30,000	0.00%	0
Miscellaneous	10,298	132,189	7.79%	2,431
Contingency	0	486,541	0.00%	0
Capital Improvements	0	507,000	0.00%	0
Police Vehicle Lease Payment	0	0	0.00%	0
	<hr/>	<hr/>		<hr/>
Total Expenditures	78,178	2,493,733	3.13%	76,996
	<hr/>	<hr/>		<hr/>
Excess of Revenues Over(Under)				
Expenditures	(43,082)	(910,556)	(0)	(49,251)
	<hr/>	<hr/>		<hr/>
Fund Balance at 12/31/09 & 12/31/08	910,556	910,556	0	534,918
	<hr/>	<hr/>		<hr/>
Fund Balance at 12/31/10 & 12/31/09	867,474	0	0.00%	485,667
	<hr/> <hr/>	<hr/> <hr/>		<hr/> <hr/>

GENERAL FUND ANALYSIS

The General Fund incurred a deficit spending situation with expenditures exceeding revenues by (\$43,082) through January 31, 2010.

Expenditures: Expenditures were \$1,182 higher as compared to January 31, 2009. This fluctuation is primarily attributed to the higher miscellaneous expenses of \$7,867 off-set by lower salaries and benefits within the police and planning and zoning departments.

Revenues: Revenues increased \$7,351 from the same period January 2009 which is primarily associated with increase in Mayor's Court revenues.

CITY OF PATASKALA POLICE LEVY FUND
Statement of Revenues, Expenditures, and Changes in Fund Balance
For the Years to Date Ended January 31, 2010 and 2009

	YTD Ended		YTD %	YTD Ended
	January 2010	Budget	Received/Expended	January 2009
Revenues:				
Real Estate Taxes	\$0	\$1,550,000	0.00%	\$0
Personal Property Taxes	0	0	0.00%	0
Rollback & Homestead	0	171,805	0.00%	1,271
School Resource Officer Grant	0	0	0.00%	0
Miscellaneous	18,655	21,195	88.02%	50
Total Revenues	18,655	1,743,000	1.07%	1,321
Expenses				
Salaries & Wages	50,574	679,691	7.44%	68,798
Retirement & Insurance	78,865	395,678	19.93%	1,743
Contractual Services	18	5,000	0.36%	18
Supplies/Computer Equip.	0	10,000	0.00%	587
Lab, Legal Fees & Examinations	500	10,000	5.00%	400
Evidence Storage	0	1,732	0.00%	110
Officer Tuition	0	6,000	0.00%	1,015
Task Force	0	0	0.00%	2,500
Phones, Pagers, Internet	1,750	29,299	5.97%	1,191
Travel & Investigation	0	0	0.00%	130
County Auditor/Audit Fees	0	35,700	0.00%	0
Fuel	3,203	65,000	4.93%	2,664
Publications/Membership	0	3,500	0.00%	20
Uniforms & Related Equip.	165	25,641	0.64%	110
Vehicle Maintenance & Repairs	578	53,975	1.07%	981
Capital Improvements/Purchases	0	18,000	0.00%	547
Miscellaneous	1,534	10,000	15.34%	1,799
Liability Insurance	0	30,000	0.00%	0
Payroll Processing Fees	334	3,614	9.24%	515
Electric	541	10,857	4.98%	0
Columbia Gas	1,861	16,170	11.51%	2,256
ADT Security	0	8,662	0.00%	0
Police Car Lease	0	193,162	0.00%	0
Contingency	0	612,744	0	0
Total Expenditures	139,923	2,224,425	6.29%	85,384
Excess of Revenues Over(Under)				
Expenditures	(121,268)	(481,425)	0	(84,063)
Fund Balance at 12/31/09 & 12/31/08	481,425	481,425	0	270,162
Fund Balance at 12/31/10 & 12/31/09	360,157	0	0.00%	186,099

POLICE LEVY FUND ANALYSIS

The Police Levy Fund incurred a deficit spending situation with expenditures exceeding revenues by \$121,268.

Expenditures: Expenditures increased \$37,205 from January 2009 which is primarily attributed to increased benefits.

Revenues: Revenues increased \$17,334 which is attributed to City receiving sale of police vehicles of \$18,000.

CITY OF PATASKALA
STREET AND STREET LEVY FUNDS
Statement of Revenues, Expenditures, and Changes in Fund Balance
For the Years to Date Ended January 31, 2010 and 2009

	<u>YTD Ended January 2010</u>	<u>Budget</u>	<u>YTD % Received/Expended</u>	<u>YTD Ended January 2009</u>
Revenues:				
Real Estate Taxes	\$0	\$0	0.00%	\$0
Personal Property Taxes	0	0	100.00%	0
Rollback & Homestead	0	29,902	0.00%	0
Gas Tax	40,328	405,000	9.96%	41,316
Motor Vehicle Registration	10,845	142,000	7.64%	10,391
Grants	0	250,000	100.00%	0
Interest	72	0	100.00%	477
Miscellaneous	1,130	5,500	20.55%	165
Total Revenues	52,375	832,402	6.29%	52,349
Expenses				
Salaries & Wages	22,856	269,055	8.49%	35,821
Retirement & Insurance	6,977	133,006	5.25%	3,847
Bureau Workers Compensation	0	0	0.00%	0
Contractual Services	1,205	65,665	1.84%	0
Utility - Electric	495	5,000	9.90%	612
Utility - Gas	920	8,500	10.82%	774
Uniforms & Related Equip.	685	7,000	9.79%	632
Permits & Registrations	3,010	5,000	60.20%	3,600
Supplies	501	106,256	0.47%	0
Engineering Fees	0	385,750	0.00%	0
Phones	0	5,000	0.00%	520
Vehicle Fuel & Oil	1,791	28,500	6.28%	2,207
Vehicle Repairs	944	35,020	2.70%	3,989
Street Repair	0	152,500	0.00%	1,926
Miscellaneous	581	17,941	3.24%	15,419
Street Signs/Street Light Repairs	0	10,000	0.00%	0
Gravel/Salt	0	75,000	0.00%	0
Tree/Roof Maintenance	0	15,000	0.00%	350
Capital Improvements	0	107,652	0.00%	0
Liability Insurance	0	14,000	0.00%	0
County Auditor Fees	0	3,500	0.00%	0
Total Expenditures	39,965	1,449,345	0.00%	69,697
Excess of Revenues Over(Under)				
Expenditures	12,410	(616,943)	0%	(17,348)
Fund Balance at 12/31/09 & 12/31/08	616,943	616,943	0	630,859
Fund Balance at 12/31/10 & 12/31/09	629,353	0	0	613,511

STREET AND STREET LEVY FUND ANALYSIS

The Street and Street Levy Funds avoided a deficit spending situation noting that revenues exceeded expenditures by \$12,410. The Street Fund (B1) and Street Levy (B9) Funds had cash balances of \$570,919 and \$58,434 as of January 31, 2010.

CITY OF PATASKALA
MAYOR'S COURT NET PROFIT (LOSS) FROM OPERATIONS
FOR THE YEAR TO DATE ENDED JANUARY 31, 2010

	Court Revenues						Net Profit (Loss) From Operations	
	Expenditures	YTD Court Costs	YTD Computer Fund	YTD Fines	YTD State of Ohio	YTD Miscellaneous		
Expenditures:								
City of Pataskala	\$10,165	\$2,852	\$0	\$7,314	\$0	\$190	\$191	
Capital Recovery System Inc.	0	0	0	0	0	0	-	
Treasurer of State	3,185	0	0	0	3,185	0	0	
Court Computer	852	0	852	0	0	0	0	
Refunds	0	0	0	0	0	0	0	
Bank Charges	57	0	0	0	0	0	(57)	
Unapplied Collections	0	0	0	0	0	(4,528)	(4,528)	
Total Mayor's Court	\$ 14,259	\$ 2,852	\$ 852	\$ 7,314	\$ 3,185	(\$4,338)	\$ (4,394)	
Reconciliation of Mayor's Court Cash Receipts Paid to the							Bank Balance at December 31, 2009	14,201
General Fund with Additional Mayor's Court Costs:							Bank Balance at January 31, 2010	\$ 9,807
General Fund Mayor's Court Cash Receipts (page 4)		10,355						
Salary & Benefits- Mayor Court Clerk		(2,169)						
Legal Services		(4,500)						
Magistrate		(1,500)						
Court Jail Fees		(120)						
Miscellaneous		(1,491)						
Net Profit (Loss) From Operations with								
Additional Mayor's Court Costs		\$ 575						

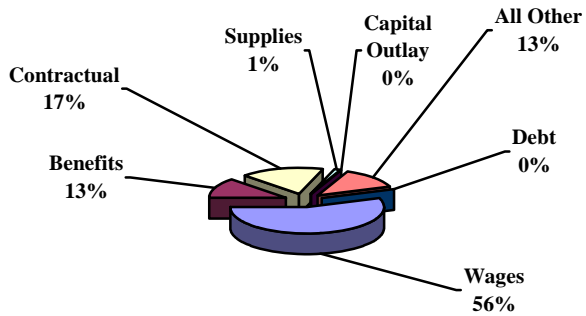
MAYOR'S COURT OPERATIONS ANALYSIS

Through the month ending January 31, 2010, the Mayor's Court had expenditures in excess of revenues by \$4,394. The Reconciliation of Mayor's Court Cash Receipts Paid to the General Fund with Additional Mayor's Court Costs (which these costs are generally supplemented by the General Fund) resulted in net income of \$575 through January 31, 2010. The Mayor's Court bank account had cash and cash equivalents on hand of \$9,807 for the year to date ended January 31, 2010.

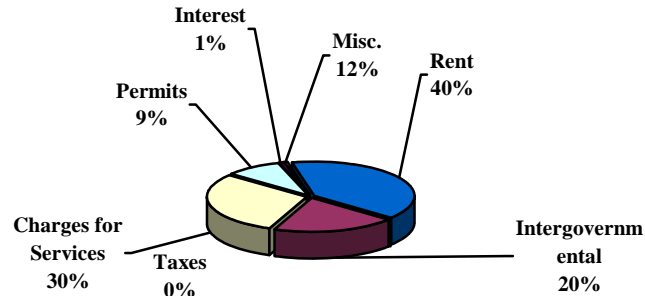
CITY OF PATASKALA FUND BALANCE STATUS REPORT

Fund	Balance at 12/31/09	YTD Receipts	% Received Vs. Budget	YTD Expenditures	% Spent Vs. Budget	Balance at 01/31/10	Outstanding Encumbrances	Unencumbered 01/31/10
General (A1)	\$ 910,556	\$ 35,096	2.22%	\$ 78,177	3.13%	\$ 867,475	\$ 164,289	\$ 703,186
Street Fund (B1)	558,509	52,375	6.53%	39,966	2.94%	570,918	210,783	360,135
State Highway (B2)	72,689	4,162	8.51%	1,084	0.89%	75,767	8,255	67,512
Permissive License Tax (B8)	327,394	17,095	2.58%	5,273	0.62%	339,216	-	339,216
Street Levy (B9)	58,434	-	0.00%	-	0.00%	58,434	600	57,834
Recreation (B10)	18,974	336	4.20%	141	0.52%	19,169	5,612	13,557
Park Use (B11)	80,635	1,500	10.00%	-	0.00%	82,135	-	82,135
Police Levy (B13)	481,425	18,655	1.07%	139,923	6.29%	360,157	96,719	263,438
Immobilization (B14)	10,649	-	0.00%	-	0.00%	10,649	-	10,649
Court Computer (B17)	12,497	852	17.04%	-	0.00%	13,349	-	13,349
Alcohol Enforcement (B18)	5,611	-	0.00%	-	0.00%	5,611	-	5,611
Law Enforcement Trust (B19)	1,767	38	9.50%	-	0.00%	1,805	-	1,805
Mobile Park Trust Fund (B20)	4,325	-	0.00%	-	0.00%	4,325	-	4,325
FEMA	-	-	0.00%	-	0.00%	-	-	-
Police K-9 Unit (B50)	1,976	-	0.00%	208	8.40%	1,768	-	1,768
Sesquential Fund (B60)	733	-	0.00%	-	0.00%	733	300	433
Construction Accounts (B70)	194,037	190	0.95%	-	0.00%	194,227	-	194,227
Courter Bridge Improv. (C3)	59	-	0.00%	-	0.00%	59	-	59
Municipal Building (C5)	11,333	-	0.00%	-	0.00%	11,333	-	11,333
CDBG (C4)	-	-	0.00%	-	0.00%	-	-	-
Street Bond (D2)	30,067	-	0.00%	-	0.00%	30,067	-	30,067
Water Fund (E1)	1,176,711	54,299	6.97%	43,943	2.25%	1,187,067	167,034	1,020,033
Sewer Fund (E2)	1,859,263	60,072	2.70%	53,704	1.31%	1,865,631	664,759	1,200,872
Water Debt Service (E12)	171,627	-	0.00%	-	0.00%	171,627	-	171,627
Wastewater Treatment (E14)	73,029	-	0.00%	-	0.00%	73,029	-	73,029
Totals	\$ 6,062,300	\$ 244,670	1.91%	\$ 362,419	1.88%	\$ 5,944,551	\$ 1,318,351	\$ 4,626,200

General Fund Expenditures



General Fund Revenues



CITY OF PATASKALA FUND DESCRIPTIONS

The following is a description of the City's active funds:

Fund Number	Fund Name	Description
A1	General Fund	This fund accounts for all financial resources not accounted for in another fund. The General Fund is the general operating fund of the City and includes funding for such departments as: administration, police, and planning & zoning. The general fund balance is available for any purpose and may be transferred to any other fund.
B1	Street Fund	This fund receives 92.5% of motor vehicle and gasoline tax monies received and monies are to be used specifically for City street maintenance, construction and repair.
fB2	State Highway Fund	This fund receives 7.5% of motor vehicle and gasoline tax monies received and monies are to be used specifically for state highway road maintenance, construction, and repair for such state highway roads within the City.
B8	Permissive License Tax Fund	This fund receives monies collected from the sale of licenses from the County Auditor and is to be used for street construction, maintenance and repair.
B9	Street Levy Fund	This fund does not have a specific revenue source; however, remaining fund balance is to be used specifically for City street maintenance, construction and repair.
B10	Recreation Fund	This fund receives charges for services to operate the Parks and Recreation department and related activities.
B11	Park Use	This fund receives monies from new home and building permits which are to be used specifically for Parks and Recreation capital improvements.
B13	Police Levy Fund	This fund receives revenues for a specific property tax levy to account for security of persons and property.

CITY OF PATASKALA FUND DESCRIPTIONS

Fund Number	Fund Name	Description
B14	Immobilization Fund	This fund receives fines assessed under the Mayor's Court for any offender's immobilized vehicle. Such fees are to be disbursed to the registrar before the vehicle may be released to the offender.
B17	Court Computer Fund	This fund receives fees assessed by the Mayor's Court which are to be used for the computerization of the clerk of court's office. The fee charged to computerize the operations of the Mayor's Court cannot exceed \$3, and in addition to assessing fees to computerize the operations of the court, the Mayor's Court may determine that additional funds are necessary to computerize the office of the clerk of its court. This includes the acquisition and maintenance of legal research software and hardware for Mayor's Court personnel.
B18	Alcohol & Enforcement Education Fund	This fund receives fine monies for the violation of an OVI ordinance established and is to be used for alcohol related trainings and education.
B19	Law Enforcement Trust Fund	This fund receives fine monies from the Mayor's Court of which such monies are to be used to maintain, upgrade, and modernize law enforcement training, technology, and any related equipment.
B20	Mobile Park Trust Fund	This fund was created for the purpose of accounting for the donated principal associated with the installation and maintenance of the storm sewer line underneath the railroad tracks owned and managed by CSX. This fund will continue to receive interest which may only be used for the described purpose.
B50	Police K-9 Unit	This fund receives grants and donations for the training, care, and upkeep of a investigative police dog for the City police department.
B60	Sesquicentennial Fund	This fund was created to receive donations and other proceeds specifically for Sesquicentennial Activities when created in 2000. Any remaining monies are to be used specifically for historical preservation purposes within the City.

CITY OF PATASKALA FUND DESCRIPTIONS

Fund Number	Fund Name	Description
B70	Construction Accounts	This fund receives permit monies received by the planning and zoning department associated with new construction within the City. Expenditures from this fund relate to engineering, inspection, and site review fees.
C3	Courter Bridge Improvement	This fund receives rollover note proceeds to retire related debt originally used for bridge improvements to the Courter Bridge.
C5	Municipal Building Purchase	This fund issued bond anticipation note proceeds for the purchase of the City Municipal Building. The repayment of the outstanding notes is an obligation of the General Fund.
D2	Street Bond Fund	This fund collected special assessment levy monies for improvements to Pat Haven Drive. This fund no longer collects monies and the remaining balance is dormant and is available for future City capital improvements.
E1	Water Fund	Charges for services in the form of user-fees are assessed for operations, repayment of debt, construction, and any improvements to the City's water utility system.
E2	Sewer Fund	Charges for services in the form of user-fees are assessed for operations, repayment of debt, construction, and any improvements to the City's sewer utility system.
E13	Water Improvement Fund	This fund receives bond and note proceeds which will be used to retire existing water bond anticipation notes originally issued for the construction of the City's new Water Treatment Plant.
E14	Waste Water Treatment Plant #2	This fund issued bond anticipation notes for the construction of the City's Waste Water Treatment Plant. Outstanding debt is collateralized by charges for services.