



**CITY OF PATASKALA
MONTHLY FINANCIAL REPORT
FOR THE YEAR TO DATE OCTOBER 31, 2011**

PREPARED BY THE FINANCE DEPARTMENT

CITY OF PATASKALA MONTHLY FINANCIAL REPORT

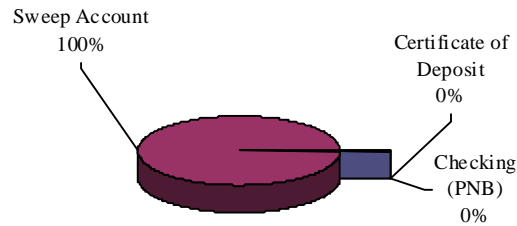
TABLE OF CONTENTS

<u>TITLE</u>	<u>PAGE</u>
Table of Contents	1
City Deposits and Investments	2
Statement of Revenues, Expenditures and Changes in Fund Balance – General Fund	4
Statement of Revenues, Expenditures and Changes in Fund Balance – Police Levy Fund	6
Statement of Revenues, Expenditures and Changes in Fund Balance – Street and Street Levy Funds	7
Statement of Operations – Mayor’s Court	8
Fund Balance Status Report	9
Summary of 2011 Long-Term Debt Obligations	10

CITY DEPOSITS AND INVESTMENTS

A. City Investments by Category

Investments by Category



<u>Investment Type</u>	<u>Interest Rate</u>	<u>Amount Invested</u>	<u>Monthly Interest</u>	<u>Year to Date Interest</u>	<u>Projected Interest at 12/31/11</u>
Checking Account (Park National Bank)	N/A	\$11,229	\$0	\$0	\$0
Checking Account–W/S (Park National Bank)	N/A	4,376	0	0	0
Sweep Account – W/S	0.15%	3,203,340	394	3,417	3,000
Insurance Account	N/A	0	0	0	0
Sweep Account – Ins.	0.10%	13,681	1	6	25
Sweep Account	0.51%	5,857,716	748	6,339	3,000
Certificates of Deposit	1.00%	4,387	0	0	25
Totals		<u>\$9,094,729</u>	<u>\$1,143</u>	<u>\$9,762</u>	<u>\$6,050</u>

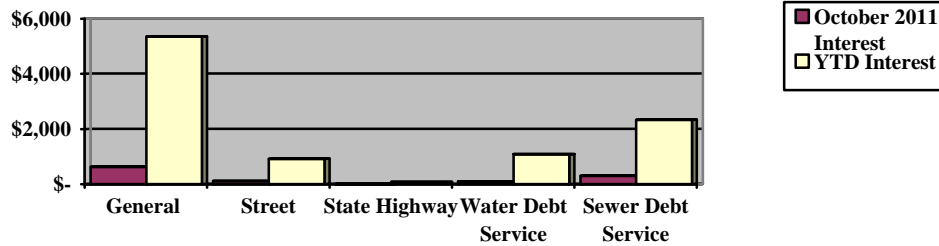
To improve cash management, cash received by the City is pooled and invested. Individual fund integrity is maintained through City records. The City’s investments are pooled amongst all funds with the exception of the certificate of deposit which were purchased with Mobile Park Trust Fund monies. All interest earned from the certificates of deposit are recorded within the Mobile Park Trust Fund.

CITY DEPOSITS AND INVESTMENTS

(Continued)

B. City Investment Earnings

Interest Earned by Fund



	General	Street (B 1)	Highway (B2)	Water Debt Service (E 12)	Sewer Debt Service (E 13)
September 2011 Interest	\$ 628	\$ 114	\$ 7	\$ 90	\$ 305
YTD Interest	5,360	917	70	1,086	2,331

Investment earnings for the month of October 2011 totaled \$1,143 in comparison to October 2010 interest earnings of \$814. Investment income is higher based on the more funds to invest although interest rates remain consistent with prior years.

The Finance Department will seek the highest return on investment of City monies while maintaining the following investment objectives and guidelines:

- 1) Preservation of capital and protection of principal while maintaining diversification to avoid losses;
- 2) Strive to achieve a fair & save average of return and provide liquidity to enable operating requirements;
- 3) Exercise degree of judgment and care;
- 4) Bank account relationships managed to secure adequate services while minimizing costs.

C. Collateralization of City Monies

Protection of the City's deposits is provided by the Federal Deposit Insurance Corporation (FDIC), by collateral pledged to the City by the financial institution or by a collateral pool established by the financial institution to secure the repayment of all public monies deposited with the institution. FDIC coverage is provided up to \$250,000 for each interest and non-interest bearing account with the same financial institution. Any remaining deposits in excess of FDIC coverage must be collateralized by pledged (the financial institution matches an investment against remaining deposits) or pooled (the financial institution pools the City's monies with other governments into one large collateral pool securing all participating governments). The following table summarizes collateralization of the City's funds:

<u>Financial Institution</u>	<u>Investment Type</u>	<u>Amount Invested</u>	<u>FDIC</u>	<u>Additional Collateral</u>	<u>Over/(Under) Collateralized</u>
Park National Bank	Checking	\$15,605	\$250,000	\$0	\$234,395
Park National Bank	Sweep	9,074,737	0	9,074,737	0
Park National Bank	CD	4,387	4,387	0	0

CITY OF PATASKALA GENERAL FUND
Statement of Revenues, Expenditures, and Changes in Fund Balance
For the Years to Date Ended October 31, 2011 and 2010

	<u>YTD Ended October 2011</u>	<u>Budget</u>	<u>YTD % Received/Expended</u>	<u>YTD Ended October 2010</u>
Revenues:				
Real Estate Taxes	\$814,710	\$972,575	83.77%	\$855,842
Personal Property Taxes	0	0	0.00%	74
Rollback & Homestead	121,720	146,416	83.13%	146,906
Local Government	70,959	87,325	81.26%	68,950
Estate Taxes	82,208	20,000	411.04%	155,562
Permits	64,320	59,910	107.36%	62,823
Mayor's Court	184,565	105,000	175.78%	94,251
Interest	5,350	3,500	152.86%	3,352
Rent	86,962	87,192	99.74%	100,245
Miscellaneous	142,541	159,600	89.31%	136,993
Total Revenues	<u>1,573,335</u>	<u>1,641,518</u>	<u>95.85%</u>	<u>1,624,998</u>
<u>Expenses</u>				
Salaries and Wages:				
Police	56,817	74,251	76.52%	54,870
Zoning	123,194	161,374	76.34%	113,100
Mayor,Court Security and Clerk	43,128	52,638	81.93%	40,506
Administrator & Public Serv. Dir.	43,784	57,582	76.04%	42,218
Law Director	101,214	121,740	83.14%	101,239
Council and Clerk	42,739	53,860	79.35%	40,757
Finance Director & Mgr.	61,020	76,588	79.67%	60,664
Parks/Personnel Board/L&B	288	3,801	7.58%	98
Retirement and Insurance				
Police	26,997	34,976	77.19%	24,035
Zoning	59,365	76,599	77.50%	53,634
Mayor,Court Security and Clerk	12,782	15,717	81.33%	11,541
Administrator & Public Serv. Dir.	16,780	21,399	78.41%	15,356
Law Director	18,699	21,964	85.13%	17,062
Council and Clerk	9,907	11,898	83.27%	9,218
Finance Director & Mgr.	15,643	19,391	80.67%	14,521
Parks/Personnel Board/L&B	305	716	42.60%	116
Street Lighting	40,915	50,000	81.83%	38,719
Health Department	60,486	60,486	100.00%	59,300
Office Supplies	22,540	49,600	45.44%	22,093
Vehicle & Building Repairs	42,556	82,355	51.67%	23,447
Contractual Services	51,754	133,950	38.64%	40,349
Utility - Electric	18,211	29,766	61.18%	18,281
Telephone	5,088	26,666	19.08%	6,308
Utility - Gas	3,519	11,668	30.16%	3,160
Cleaning	14,907	21,000	70.99%	14,924
Building Debt Payment	150,000	159,471	94.06%	0
Auditor Fees	18,504	32,000	57.83%	26,956
Legal Services	30,000	47,000	63.83%	30,000

CITY OF PATASKALA GENERAL FUND
Statement of Revenues, Expenditures, and Changes in Fund Balance
For the Years to Date Ended October 31, 2011 and 2010
(Continued)

Magistrate	13,906	17,000	81.80%	12,006
Liability Insurance	24,721	26,800	92.24%	23,552
Miscellaneous	55,920	203,021	27.54%	58,966
Contingency	0	516,057	0.00%	0
Capital Improvements	117,028	571,533	20.48%	47,712
Transfers Out	39,727	39,727	100.00%	0
	<hr/>	<hr/>		<hr/>
Total Expenditures	1,342,444	2,882,594	46.57%	1,024,708
	<hr/>	<hr/>		<hr/>
Excess of Revenues Over(Under)				
Expenditures	230,891	(1,241,076)	0	600,290
	<hr/>	<hr/>		<hr/>
Fund Balance at 12/31/10 & 12/31/09	1,241,076	1,241,076	0	910,556
	<hr/>	<hr/>		<hr/>
Fund Balance at 10/31/11 & 10/31/10	1,471,967	0	0.00%	1,510,846
	<hr/> <hr/>	<hr/> <hr/>		<hr/> <hr/>

GENERAL FUND ANALYSIS

The General Fund avoided a deficit spending situation with revenues exceeding expenditures by \$230,891 through October 31, 2011.

Expenditures: Expenditures were \$317,736 higher as compared to October 31, 2010. Expenditure line items which increased 50% from the same period 2010 include:

- Parks/Personnel Board Salaries and Benefits – increase based on timing of amounts paid between years;
- Debt Payment – City paid required \$150,000 building loan payment earlier than prior years in order to apply more to principal;
- Capital Improvements – increase \$69,316 based on Town Hall and Municipal Building improvements.
- Transfers Out – increase of \$39,727 based on Council budgeted transfers to the Park Fund (\$10,000), Sesquicentennial Fund (\$250) and Park Use Fund (\$29,477).
- Vehicle and Building Repairs – increase of \$19,109 based on engineering fees for Town Hall and other related payments.

Revenues: Revenues decreased \$51,663 from the same period October 2010 which is primarily attributed to decrease in real estate tax and estate tax revenues offset by increase in Mayor’s Court collections and Estate tax collections.

CITY OF PATASKALA POLICE FUND
Statement of Revenues, Expenditures, and Changes in Fund Balance
For the Years to Date Ended October 31, 2011 and 2010

	<u>YTD Ended October 2011</u>	<u>Budget</u>	<u>YTD % Received/Expended</u>	<u>YTD Ended October 2010</u>
Revenues:				
Real Estate Taxes	\$0	\$0	0.00%	\$1,365,672
Immobilization Fees	455	500	91.00%	127
Rollback & Homestead	3,430	5,000	68.60%	217,768
Income Taxes	2,002,886	2,229,000	89.86%	153,679
Mayor's Court Fines	0	5,500	0.00%	0
Miscellaneous	20,412	10,000	204.12%	24,077
Total Revenues	<u>2,027,183</u>	<u>2,250,000</u>	<u>90.10%</u>	<u>1,761,323</u>
Expenses				
Salaries & Wages	595,433	774,904	76.84%	522,164
Retirement & Insurance	280,081	417,661	67.06%	333,059
Contractual Services	3,340	12,900	25.89%	1,164
Supplies	25,154	32,800	76.69%	13,745
Lab, Legal Fees & Examinations	6,189	20,700	29.90%	5,337
Evidence Storage	1,100	2,000	55.00%	1,125
Officer Tuition	2,044	6,000	34.07%	2,000
Task Force	0	0	0.00%	0
Phones, Pagers, Internet	18,562	30,700	60.46%	19,831
Travel & Investigation	2,410	14,000	17.21%	192
County Auditor/Audit Fees	3,795	3,100	122.42%	25,073
Fuel	55,656	100,000	55.66%	38,835
Publications/Membership	1,443	2,500	57.72%	544
Uniforms & Related Equip.	9,208	28,000	32.89%	4,409
Vehicle Maintenance & Repairs	42,222	123,000	34.33%	14,641
Capital Improvements/Purchases	8,924	40,000	22.31%	13,599
Miscellaneous	2,728	18,483	14.76%	7,091
Liability Insurance	18,383	22,000	83.56%	17,815
Payroll Processing Fees	2,612	4,500	58.04%	2,358
Electric	5,216	10,000	52.16%	6,493
Columbia Gas	4,089	10,000	40.89%	4,916
ADT Security	674	1,400	48.14%	984
Police Car Lease	0	0	0.00%	182,803
RITA Collection Fees	82,521	80,000	103.15%	4,610
Contingency	0	1,600,322	0.00%	0
Total Expenditures	<u>1,171,784</u>	<u>3,354,970</u>	<u>34.93%</u>	<u>1,222,788</u>
Excess of Revenues Over(Under)				
Expenditures	855,399	(1,104,970)	0	538,535
Fund Balance at 12/31/10 & 12/31/09	<u>1,104,970</u>	<u>1,104,970</u>	<u>0</u>	<u>481,425</u>
Fund Balance at 10/31/11 & 10/31/10	<u>1,960,369</u>	<u>0</u>	<u>0.00%</u>	<u>1,019,960</u>

POLICE FUND ANALYSIS

The Police Fund avoided a deficit spending situation with revenues exceeding expenditures by \$855,399.

Expenditures: Expenditures decreased \$51,004 from October 2010 which is attributed to the final vehicle lease payment in 2010 of \$182,803 and timing of payments for retirement.

Revenues: Revenues increased \$265,860 which is attributed to differences between real estate/income tax collections.

CITY OF PATASKALA
STREET AND STREET LEVY FUNDS
Statement of Revenues, Expenditures, and Changes in Fund Balance
For the Years to Date Ended October 31, 2011 and 2010

	<u>YTD Ended October 2011</u>	<u>Budget</u>	<u>YTD % Received/Expended</u>	<u>YTD Ended October 2010</u>
Revenues:				
Income Taxes	\$667,629	\$750,000	89.02%	\$51,226
Personal Property Taxes	0	0	0.00%	0
Rollback & Homestead	3,001	4,000	75.03%	18,853
Gas Tax	413,155	420,000	98.37%	420,530
Motor Vehicle Registration	111,588	130,000	85.84%	110,273
Grants	0	0	0.00%	0
Interest	917	700	100.00%	552
Loan Proceeds	0	0	0.00%	0
Miscellaneous	15,825	500	3165.00%	5,253
Total Revenues	<u>1,212,115</u>	<u>1,305,200</u>	<u>92.87%</u>	<u>606,687</u>
Expenses				
Salaries & Wages	251,438	349,685	71.90%	225,111
Retirement & Insurance	134,476	195,989	68.61%	89,287
Contractual Services	0	0	0.00%	1,433
Utility - Electric	1,805	7,000	25.79%	3,269
Utility - Gas	4,371	8,000	54.64%	3,419
Uniforms & Related Equip.	2,503	5,000	50.06%	4,787
Permits & Registrations	3,010	4,400	68.41%	3,010
Supplies	804	4,700	17.11%	18,711
Engineering Fees	52,833	117,000	45.16%	199,833
Phones	4,734	5,200	91.04%	3,103
Vehicle Fuel & Oil	24,549	35,000	70.14%	15,325
Vehicle Repairs	25,378	42,000	60.42%	6,632
Street Repair	114,649	179,840	63.75%	41,528
Miscellaneous	16,818	14,300	117.61%	8,469
Street Signs	18,980	26,000	73.00%	3,359
Gravel/Salt	35,327	46,000	76.80%	61,129
Tree/Roof Maintenance	2,310	11,033	20.94%	0
Capital Improvements	116,643	352,500	33.09%	32,258
Liability Insurance	8,485	8,485	100.00%	8,553
Street Light Repairs	10,910	12,500	87.28%	14,329
Contingency	0	379,188	0.00%	0
RITA Collection Fees	27,506	30,500	90.18%	1,537
Auditor Fees	1,815	2,000	90.75%	780
Total Expenditures	<u>859,344</u>	<u>1,836,320</u>	<u>111.69%</u>	<u>745,862</u>
Excess of Revenues Over(Under)				
Expenditures	352,771	(531,120)	0%	(139,175)
Fund Balance at 12/31/09 & 12/31/08	<u>531,120</u>	<u>531,120</u>	<u>0</u>	<u>616,943</u>
Fund Balance at 10/31/11 & 10/31/10	<u>883,891</u>	<u>0</u>	<u>0</u>	<u>477,768</u>

STREET AND STREET LEVY FUND ANALYSIS

The Street and Street Levy Funds avoided a deficit spending situation noting revenues exceeded expenditures by \$352,771 which is attributed to higher revenues in relation to increased expenditures from 2010.

CITY OF PATASKALA
MAYOR'S COURT NET PROFIT (LOSS) FROM OPERATIONS
FOR THE YEAR TO DATE ENDED OCTOBER 31, 2011

	Court Revenues					Net Profit (Loss) From Operations	
	Expenditures	YTD Court Costs	YTD Computer Fund	YTD Fines	YTD State of Ohio		YTD Miscellaneous
Expenditures:							
City of Pataskala	\$186,713	\$64,023	\$0	\$120,542	\$0	\$0	(\$2,148)
Capital Recovery System Inc.	480	0	0	0	0	0	(480)
Treasurer of State	52,600	0	0	0	52,600	0	0
Court Computer	13,714	0	13,714	0	0	0	0
Refunds	587	0	0	0	0	0	(587)
Bank Charges	1,225	0	0	0	0	0	(1,225)
Unapplied Collections	0	0	0	0	0	1,171	1,171
Total Mayor's Court	\$ 255,319	\$ 64,023	\$ 13,714	\$ 120,542	\$ 52,600	\$1,171	\$ (3,269)
Reconciliation of Mayor's Court Cash Receipts Paid to the						Bank Balance at December 31, 2010	23,738
General Fund with Additional Mayor's Court Costs:						Bank Balance at October 31, 2011	\$ 20,469
General Fund Mayor's Court Cash Receipts (page 4)		184,565					
Salary & Benefits- Mayor Court Clerk & Court Security		(31,675)					
Legal Services		(30,000)					
Magistrate		(13,906)					
Court Jail Fees		(4,198)					
Miscellaneous		(4,909)					
Net Profit (Loss) From Operations with							
Additional Mayor's Court Costs		\$ 99,877					

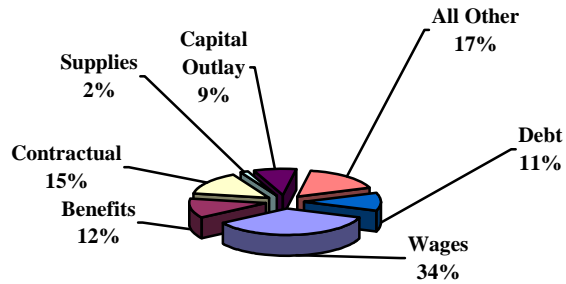
MAYOR'S COURT OPERATIONS ANALYSIS

Through the month ending October 31, 2011, the Mayor's Court had expenditures in excess of revenues by \$3,269. The Reconciliation of Mayor's Court Cash Receipts Paid to the General Fund with Additional Mayor's Court Costs (which these costs are generally supplemented by the General Fund) resulted in net income of \$99,877 through October 31, 2011. The Mayor's Court bank account had cash and cash equivalents on hand of \$20,469 for the year to date ended October 31, 2011.


CITY OF PATASKALA - FUND BALANCE STATUS REPORT

Fund	Balance at 12/31/10	YTD Receipts	% Received Vs. Budget	YTD Expenditures	% Spent Vs. Budget	Balance at 10/31/11	Outstanding Encumbrances	Unencumbered 10/31/11
General (A1)	\$ 1,241,076	\$ 1,573,335	95.85 %	\$ 1,342,444	47.38 %	\$ 1,471,967	\$ 75,456	\$ 1,396,511
Street Fund (B1)	531,120	1,209,113	92.27 %	859,344	46.66 %	880,889	150,311	730,578
State Highway (B2)	89,028	42,626	88.34 %	76,744	55.90 %	54,910	6,379	48,531
JEDD Income Tax (B5)	-	237	23.70 %	-	0.00 %	237	-	237
Permissive License Tax (B8)	447,595	451,239	132.33 %	403,026	51.11 %	495,808	27,183	468,625
Street Levy (B9)	-	3,001	9.87 %	-	0.00 %	3,001	-	3,001
Recreation (B10)	6,921	23,624	162.92 %	16,156	71.57 %	14,389	9,184	5,205
Park Use (B11)	93,814	61,665	411.10 %	57,078	52.45 %	98,401	25,745	72,656
Police Levy (B13)	1,104,970	2,027,182	90.10 %	1,171,784	53.30 %	1,960,368	80,287	1,880,081
Immobilization (B14)	6,022	2,015	335.83 %	5,832	88.07 %	2,205	-	2,205
Court Computer (B17)	12,836	13,714	195.91 %	2,128	10.73 %	24,422	-	24,422
Alcohol Enforcement (B18)	5,371	150	30.00 %	-	0.00 %	5,521	-	5,521
Law Enforcement Trust (B19)	263	1,099	366.33 %	828	147.07 %	534	-	534
Mobile Park Trust Fund (B20)	4,387	-	0.00 %	-	0.00 %	4,387	-	4,387
CHIP Fund (B32)	-	12,865	3.03 %	15,186	3.57 %	(2,321)	-	(2,321)
ODNR Trail (B34)	-	-	0.00 %	-	0.00 %	-	41,200	(41,200)
S.R. 310 TIF (B36)	-	529,424	100.00 %	1,435	5.90 %	527,989	-	527,989
Police K-9 Unit (B50)	1,603	750	75.00 %	848	52.90 %	1,505	-	1,505
Sesquential Fund (B60)	358	250	100.00 %	239	39.31 %	369	102	267
Construction Accounts (B70)	198,048	12,038	120.38 %	8,415	4.04 %	201,671	-	201,671
Issue II (C2)	-	284,454	71.11 %	284,454	71.11 %	-	-	-
Courter Bridge Improv. (C3)	59	-	0.00 %	-	0.00 %	59	-	59
Municipal Building (C5)	6,871	-	0.00 %	-	0.00 %	6,871	-	6,871
CDBG (C4)	-	53,212	133.03 %	53,212	133.03 %	-	-	-
Street Bond (D2)	30,067	-	0.00 %	-	0.00 %	30,067	-	30,067
Water Fund (E1)	630,243	975,674	88.68 %	1,284,625	74.24 %	321,292	115,999	205,293
Sewer Fund (E2)	1,509,106	1,565,732	98.55 %	1,122,239	36.23 %	1,952,599	174,630	1,777,969
Water Cap Improv. Fund (E5)	-	224,867	16.41 %	67,311	4.91 %	157,556	33,364	124,192
Sewer Cap Improv. Fund (E6)	-	229,410	28.15 %	67,933	8.34 %	161,477	10,061	151,416
Water Debt Service Fund (E12)	171,627	518,496	100.19 %	515,940	74.87 %	174,183	1,560	172,623
Sewer Debt Service Fund (E13)	-	669,781	570.27 %	571,579	486.66 %	98,202	95,870	2,332
WWTP Phase II Fund (E15)	-	1,941,858	57.93 %	1,941,858	2659.02 %	-	-	-
Totals	\$ 6,091,385	\$ 12,427,811	97.08 %	\$ 9,870,638	51.26 %	\$ 8,648,558	\$ 847,331	\$ 7,801,227

General Fund Expenditures



General Fund Revenues



CITY OF PATASKALA
SUMMARY OF 2011 LONG-TERM DEBT OBLIGATIONS

	Fund	Balance at 01/01/11	Loan Proceeds	Principal Payments	Balance at 10/31/11	Interest Payments
Municipal Building Notes (General Fund)	General	\$ 751,417	\$ -	\$ (120,958)	\$ 630,459	\$ 29,042
OPWC Loans - Refugee Road	Permissive	56,642	-	(3,237)	53,405	-
OPWC Loans - Headley Mill	Permissive	19,893	-	(7,310)	12,583	-
Courter Road Bridge Loan	Permissive	150,000	-	(27,250)	122,750	-
Summit Road Engineering Loan	Permissive	45,000	-	(8,174)	36,826	2,166
Summit Road SIB Loan	Permissive	-	245,771	-	245,771	-
Total Governmental Activities LT Debt		\$ 1,022,952	\$ 245,771	\$ (166,929)	\$ 1,101,794	\$ 31,208
	Fund	Balance at 01/01/11	Loan Proceeds	Principal Payments	Balance at 10/31/11	Interest Payments
General Obligation Bonds	Sewer Debt Service	\$ 520,000	\$ 550,000	\$ (520,000)	\$ 550,000	\$ 45,925
OWDA Loan - SCADA	Sewer Debt Service	48,320	-	(1,032)	47,288	872
OWDA Loan - OAKS	Sewer Debt Service	72,276	30,123	(3,750)	98,649	-
OWDA Loan - WWTP Phase I & II	Sewer Debt Service	-	3,172,574	-	3,172,574	-
Total Sewer Fund LT Debt		\$ 640,596	\$ 3,752,697	\$ (524,782)	\$ 3,868,511	\$ 46,797
	Fund	Balance at 01/01/11	Loan Proceeds	Principal Payments	Balance at 10/31/11	Interest Payments
General Obligation Bonds - WTP #1	Water Debt Service	\$ 6,320,000	\$ -	\$ (150,000)	\$ 6,170,000	\$ 298,763
OWDA Loan - #1820	Water Debt Service	62,804	-	(62,804)	-	4,374
Total Water Fund LT Debt		\$ 6,382,804	\$ -	\$ (212,804)	\$ 6,170,000	\$ 303,137
Total Business-Type LT Debt		\$ 7,023,400	\$ 3,752,697	\$ (737,586)	\$ 10,038,511	\$ 349,934
Total Outstanding Debt - All City Funds		\$ 8,046,352	\$ 3,998,468	\$ (904,515)	\$ 11,140,305	\$ 381,142