



**CITY OF PATASKALA  
MONTHLY FINANCIAL REPORT  
FOR THE YEAR TO DATE DECEMBER 31, 2009**

***PREPARED BY THE FINANCE DEPARTMENT***

# CITY OF PATASKALA MONTHLY FINANCIAL REPORT

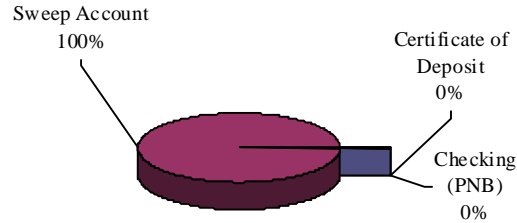
## TABLE OF CONTENTS

<u>TITLE</u>	<u>PAGE</u>
Table of Contents	1
City Deposits and Investments	2
Statement of Revenues, Expenditures and Changes in Fund Balance – General Fund	4
Statement of Revenues, Expenditures and Changes in Fund Balance – Police Levy Fund	6
Statement of Revenues, Expenditures and Changes in Fund Balance – Street and Street Levy Funds	7
Statement of Operations – Mayor’s Court	8
Fund Balance Status Report	9
Fund Descriptions	10

# CITY DEPOSITS AND INVESTMENTS

## A. City Investments by Category

Investments by Category



Investment Type	Interest Rate	Amount Invested	Monthly Interest	Year to Date Interest	Projected Interest at 12/31/09
Checking Account (Park National Bank)	N/A	\$0	\$0	\$0	\$0
Checking Account–W/S (Park National Bank)	N/A	0	0	0	0
Sweep Account – W/S	0.51%	3,307,156	580	27,167	27,000
Insurance Account	N/A	0	0	0	0
Sweep Account – Insurance	0.10%	13,793	2	49	60
Sweep Account	0.51%	2,796,364	456	15,519	16,000
Certificates of Deposit	1.00%	4,325	147	147	120
<b>Totals</b>		<u>\$6,121,638</u>	<u>\$1,185</u>	<u>\$42,882</u>	<u>\$43,180</u>

To improve cash management, cash received by the City is pooled and invested. Individual fund integrity is maintained through City records. The City's investments are pooled amongst all funds with the exception of the certificate of deposit which were purchased with Mobile Park Trust Fund monies. All interest earned from the certificates of deposit are recorded within the Mobile Park Trust Fund.

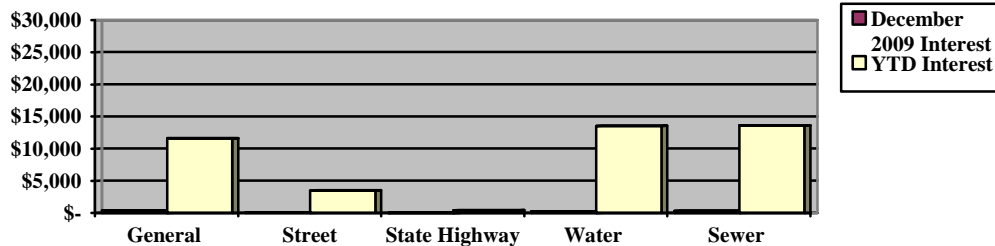
The City received a total of \$42,882 in interest income which was \$298 less than revised estimates at December 31, 2009.

# CITY DEPOSITS AND INVESTMENTS

(Continued)

## B. City Investment Earnings

**Interest Earned by Fund**



	General	Street (B 1)	Highway (B2)	Water (E 1)	Sewer (E2)
December 2009 Interest	\$ 354	\$ 92	\$ 12	\$ 251	\$ 329
YTD Interest	11,625	3,522	424	13,552	13,615

Investment earnings for the month of December 2009 totaled \$1,185 in comparison to December 2008 interest earnings of \$6,011. Investment income is less based on the significant differences in interest rates and the overall financial markets.

The Finance Department will seek the highest return on investment of City monies while maintaining the following investment objectives and guidelines:

- 1) Preservation of capital and protection of principal while maintaining diversification to avoid losses;
- 2) Strive to achieve a fair & save average of return and provide liquidity to enable operating requirements;
- 3) Exercise degree of judgment and care;
- 4) Bank account relationships managed to secure adequate services while minimizing costs.

## C. Collateralization of City Monies

Protection of the City's deposits is provided by the Federal Deposit Insurance Corporation (FDIC), by collateral pledged to the City by the financial institution or by a collateral pool established by the financial institution to secure the repayment of all public monies deposited with the institution. FDIC coverage is provided up to \$250,000 for each interest and non-interest bearing account with the same financial institution. Any remaining deposits in excess of FDIC coverage must be collateralized by pledged (the financial institution matches an investment against remaining deposits) or pooled (the financial institution pools the City's monies with other governments into one large collateral pool securing all participating governments). The following table summarizes collateralization of the City's funds:

<u>Financial Institution</u>	<u>Investment Type</u>	<u>Amount Invested</u>	<u>FDIC</u>	<u>Additional Collateral</u>	<u>Over/(Under) Collateralized</u>
Park National Bank	Checking	\$0	\$250,000	\$0	\$250,000
Park National Bank	Sweep	6,117,313	0	6,117,313	0
Park National Bank	CD	4,325	4,325	0	0

**CITY OF PATASKALA GENERAL FUND**  
**Statement of Revenues, Expenditures, and Changes in Fund Balance**  
**For the Years to Date Ended December 31, 2009 and 2008**

	<u>YTD Ended December 2009</u>	<u>Budget</u>	<u>YTD % Received/Expended</u>	<u>YTD Ended December 2008</u>
<b>Revenues:</b>				
Real Estate Taxes	\$845,823	\$895,932	94.41%	\$823,973
Personal Property Taxes	1,874	0	100.00%	10,168
Rollback & Homestead	151,659	135,454	111.96%	117,568
Local Government	81,934	85,000	96.39%	95,477
Estate Taxes	53,689	20,000	268.45%	27,172
Permits	76,733	32,800	233.94%	98,355
Mayor's Court	130,807	89,000	146.97%	114,006
Interest	11,625	30,000	38.75%	38,676
Rent	112,751	100,000	112.75%	108,744
Miscellaneous	185,323	163,914	113.06%	203,452
<b>Total Revenues</b>	<u>1,652,218</u>	<u>1,552,100</u>	<u>106.45%</u>	<u>1,637,591</u>
<b><u>Expenses</u></b>				
<b>Salaries and Wages:</b>				
Police	77,225	77,516	99.62%	76,212
Zoning	146,256	148,398	98.56%	170,888
Mayor and Clerk	45,607	48,978	93.12%	52,346
Administrator and Assistant	51,479	52,948	97.23%	50,136
Council and Clerk	48,755	50,264	97.00%	50,319
Finance Director & Mgr.	74,296	78,085	95.15%	75,518
Cemetery/Personnel Board/L&B	746	4,100	18.20%	18,459
<b>Retirement and Insurance</b>				
Police	28,255	30,037	94.07%	28,566
Zoning	66,614	67,504	98.68%	63,085
Mayor and Clerk	11,943	17,708	67.44%	17,470
Administrator and Assistant	16,525	16,568	99.74%	15,101
Council and Clerk	10,420	11,869	87.79%	12,505
Finance Director & Mgr.	16,638	18,012	92.37%	15,500
Cemetery/Personnel Board/L&B	99	780	12.69%	3,201
Street Lighting	47,615	48,000	99.20%	39,910
Health Department	57,500	57,500	100.00%	57,500
Office Supplies	24,868	32,662	76.14%	24,908
Vehicle & Building Repairs	31,509	35,000	90.03%	12,920
Contractual Services	58,550	167,000	35.06%	39,572
Utility - Electric	22,795	27,500	82.89%	24,048
Telephone	21,079	32,000	65.87%	23,846
Utility - Gas	4,590	18,000	25.50%	5,163
Cleaning	17,909	17,910	99.99%	23,563
Building Debt Payment	42,880	50,000	85.76%	442,277
Auditor Fees	20,754	24,000	86.48%	24,125
Legal Services	187,179	228,000	82.10%	181,397

**CITY OF PATASKALA GENERAL FUND**  
**Statement of Revenues, Expenditures, and Changes in Fund Balance**  
**For the Years to Date Ended December 31, 2009 and 2008**  
**(Continued)**

Magistrate	14,503	15,000	96.69%	14,000
Liability Insurance	40,400	90,000	44.89%	26,987
Miscellaneous	51,347	52,000	98.74%	88,899
Contingency	0	360,679	0.00%	0
Capital Improvements	38,244	209,000	18.30%	126,628
Police Vehicle Lease Payment	0	0	0.00%	0
Advances Out	0	0	0.00%	10,000
<b>Total Expenditures</b>	<b>1,276,580</b>	<b>2,087,018</b>	<b>61.17%</b>	<b>1,815,049</b>
Excess of Revenues Over(Under)				
Expenditures	375,638	(534,918)	0	(177,458)
Fund Balance at 12/31/08 & 12/31/07	534,918	534,918	0	712,376
Fund Balance at 12/31/09 & 12/31/08	910,556	0	0.00%	534,918

**GENERAL FUND ANALYSIS**

The General Fund avoided a deficit spending situation with revenues exceeding expenditures by \$375,638 through December 31, 2009.

**Expenditures:** Expenditures were \$538,469 lower as compared to December 31, 2008. This fluctuation is primarily attributed to the decrease in the building debt payment of \$399,397, miscellaneous expenses of \$37,552, Advances Out of \$10,000, and Capital Improvements of \$88,384.

**Revenues:** Revenues increased \$14,627, or 1% from the same period December 2008 which is primarily associated with increase in estate taxes, real estate taxes and Mayor's Court off-set by decreases in miscellaneous, interest, and permit revenues.

**CITY OF PATASKALA POLICE LEVY FUND**  
**Statement of Revenues, Expenditures, and Changes in Fund Balance**  
**For the Years to Date Ended December 31, 2009 and 2008**

	<u>YTD Ended December 2009</u>	<u>Budget</u>	<u>YTD % Received/Expended</u>	<u>YTD Ended December 2008</u>
<b>Revenues:</b>				
Real Estate Taxes	\$1,341,202	\$1,430,533	93.76%	\$1,313,905
Personal Property Taxes	3,230	0	0.00%	17,531
Rollback & Homestead	239,182	189,748	126.05%	216,432
School Resource Officer Grant	0	0	0.00%	50,000
Miscellaneous	254,379	181,703	140.00%	69,933
<b>Total Revenues</b>	<u>1,837,993</u>	<u>1,801,984</u>	<u>102.00%</u>	<u>1,667,801</u>
<b>Expenses</b>				
Salaries & Wages	776,884	898,425	86.47%	867,743
Retirement & Insurance	345,713	407,458	84.85%	376,705
Contractual Services	3,904	6,712	58.16%	7,366
Supplies/Computer Equip.	19,959	40,672	49.07%	36,936
Lab, Legal Fees & Examinations	7,020	31,900	22.01%	10,326
Evidence Storage	1,320	1,575	83.81%	1,700
Officer Tuition	3,739	10,000	37.39%	5,680
Task Force	2,500	3,000	83.33%	2,500
Phones, Pagers, Internet	20,950	30,465	68.77%	25,163
Travel & Investigation	388	12,000	3.23%	4,281
County Auditor/Audit Fees	26,927	32,550	0.00%	23,698
Fuel	40,414	95,000	42.54%	63,395
Publications/Membership	678	4,500	15.07%	1,385
Uniforms & Related Equip.	17,673	32,310	54.70%	16,037
Vehicle Maintenance & Repairs	22,793	49,250	46.28%	12,373
Capital Improvements/Purchases	6,668	46,000	14.50%	24,632
Miscellaneous	15,056	15,459	97.39%	12,702
Liability Insurance	19,145	48,000	39.89%	35,238
Payroll Processing Fees	2,832	3,520	80.45%	2,829
Electric	7,187	9,870	72.82%	9,796
Columbia Gas	7,608	15,700	48.46%	8,289
ADT Security	852	1,260	67.62%	808
Police Car Lease	276,520	276,520	100.00%	95,818
<b>Total Expenditures</b>	<u>1,626,730</u>	<u>2,072,146</u>	<u>78.50%</u>	<u>1,645,400</u>
Excess of Revenues Over(Under)				
Expenditures	211,263	(270,162)	0	22,401
Fund Balance at 12/31/08 & 12/31/07	<u>270,162</u>	<u>270,162</u>	<u>0</u>	<u>247,761</u>
Fund Balance at 12/31/09 & 12/31/08	<u>481,425</u>	<u>0</u>	<u>0.00%</u>	<u>270,162</u>

**POLICE LEVY FUND ANALYSIS**

The Police Levy Fund avoided a deficit spending situation with revenues exceeding expenditures by \$211,263.

**Expenditures:** Expenditures decreased \$18,670 from December 2008 which is primarily attributed to decreased salaries and wages, supplies, and fuel costs.

**Revenues:** Revenues increased \$170,192 which is attributed to City receiving sale of police vehicles of \$49,500 and police vehicle loan retirement proceeds of \$180,703 which is included in miscellaneous revenues.

**CITY OF PATASKALA**  
**STREET AND STREET LEVY FUNDS**  
**Statement of Revenues, Expenditures, and Changes in Fund Balance**  
**For the Years to Date Ended December 31, 2009 and 2008**

	<u>YTD Ended</u> <u>December 2009</u>	<u>Budget</u>	<u>YTD %</u> <u>Received/Expended</u>	<u>YTD Ended</u> <u>December 2008</u>
<b>Revenues:</b>				
Real Estate Taxes	\$0	\$0	0.00%	\$0
Personal Property Taxes	0	0	100.00%	0
Rollback & Homestead	29,187	28,374	102.87%	21,640
Gas Tax	489,954	500,000	97.99%	513,219
Motor Vehicle Registration	129,332	150,000	86.22%	140,400
Grants	0	0	100.00%	0
Interest	3,522	8,000	100.00%	11,765
Miscellaneous	40,468	10,000	404.68%	20,238
<b>Total Revenues</b>	<b>692,463</b>	<b>696,374</b>	<b>99.44%</b>	<b>707,262</b>
<b>Expenses</b>				
Salaries & Wages	238,373	261,878	91.02%	307,362
Retirement & Insurance	106,482	107,622	98.94%	122,609
Bureau Workers Compensation	0	0	0.00%	0
Contractual Services	6,069	9,900	61.30%	3,621
Utility - Electric	4,471	5,000	89.42%	4,687
Utility - Gas	4,638	7,726	60.03%	7,306
Uniforms & Related Equip.	7,566	8,000	94.58%	5,976
Permits & Registrations	3,600	5,000	72.00%	0
Supplies	323	1,000	32.30%	5,759
Engineering Fees	177,981	247,250	71.98%	224,215
Phones	3,796	5,000	75.92%	5,745
Vehicle Fuel & Oil	12,049	14,000	86.06%	25,971
Vehicle Repairs	30,644	31,000	98.85%	35,312
Street Repair	57,278	312,267	18.34%	13,321
Miscellaneous	16,166	238,090	6.79%	8,081
Street Signs/Street Light Repairs	5,738	10,000	57.38%	4,836
Gravel/Salt	19,133	26,000	73.59%	54,504
Tree/Roof Maintenance	1,195	15,000	7.97%	14,045
Capital Improvements	0	10,000	0.00%	9,705
Liability Insurance	8,025	10,000	80.25%	16,692
County Auditor Fees	2,850	2,500	0.00%	1,161
<b>Total Expenditures</b>	<b>706,377</b>	<b>1,327,233</b>	<b>7.97%</b>	<b>870,908</b>
Excess of Revenues Over(Under)				
Expenditures	(13,914)	(630,859)	0%	(163,646)
Fund Balance at 12/31/08 & 12/31/07	630,859	630,859	0	794,505
Fund Balance at 12/31/09 & 12/31/08	616,945	0	0	630,859

**STREET AND STREET LEVY FUND ANALYSIS**

The Street and Street Levy Funds incurred a deficit spending situation noting that expenditures exceeding revenues by \$13,914. The Street Fund (B1) and Street Levy (B9) Funds had cash balances of \$558,509 and \$58,434 as of December 31, 2009.

**CITY OF PATASKALA  
MAYOR'S COURT NET PROFIT (LOSS) FROM OPERATIONS  
FOR THE YEAR TO DATE ENDED DECEMBER 31, 2009**



	<u>Court Revenues</u>					<b>Net Profit (Loss) From Operations</b>	
	<b>YTD Expenditures</b>	<b>YTD Court Costs</b>	<b>YTD Computer Fund</b>	<b>YTD Fines</b>	<b>YTD State of Ohio</b>		<b>YTD Miscellaneous</b>
<b>Expenditures:</b>							
City of Pataskala	\$134,187	\$37,980	\$0	\$91,861	\$0	\$8,313	\$3,967
Capital Recovery System Inc.	1,228	0	0	0	0	0	(1,228)
Treasurer of State	28,277	0	0	0	28,277	0	0
Court Computer	10,603	0	10,603	0	0	0	0
Refunds	87	0	0	0	0	0	(87)
Bank Charges	115	0	0	0	0	0	(115)
<b>Total Mayor's Court</b>	<b>\$ 174,497</b>	<b>\$ 37,980</b>	<b>\$ 10,603</b>	<b>\$ 91,861</b>	<b>\$ 28,277</b>	<b>\$8,313</b>	<b>\$ 2,537</b>
<b>Reconciliation of Mayor's Court Cash Receipts Paid to the</b>				<b>Bank Balance at December 31, 2008</b>		<b>11,664</b>	
<b>General Fund with Additional Mayor's Court Costs:</b>				<b>Bank Balance at December 31, 2009</b>		<b>\$ 14,201</b>	
General Fund Mayor's Court Cash Receipts (page 4)		130,807					
Salary & Benefits- Mayor Court Clerk		(28,198)					
Legal Services		(78,035)					
Magistrate		(14,503)					
Court Jail Fees		(1,604)					
Miscellaneous		(8,345)					
<b>Net Profit (Loss) From Operations with Additional Mayor's Court Costs</b>		<b>\$ 122</b>					

**MAYOR'S COURT OPERATIONS ANALYSIS**

Through the month ending December 31, 2009, the Mayor's Court had expenditures in excess of revenues by \$2,537. The Reconciliation of Mayor's Court Cash Receipts Paid to the General Fund with Additional Mayor's Court Costs (which these costs are generally supplemented by the General Fund) resulted in net income of \$122 through December 31, 2009. The Mayor's Court bank account had cash and cash equivalents on hand of \$14,201 for the year to date ended December 31, 2009.

## CITY OF PATASKALA FUND BALANCE STATUS REPORT

Fund	Balance at 12/31/08	YTD Receipts	% Received Vs. Budget	YTD Expenditures	% Spent Vs. Budget	Balance at 12/31/09	Outstanding Encumbrances	Unencumbered 12/31/09
General (A1)	\$ 534,918	\$ 1,652,218	106.24%	\$ 1,276,580	61.08%	\$ 910,556	\$ -	\$ 910,556
Street Fund (B1)	560,436	666,829	99.82%	668,755	54.26%	558,510	-	558,510
State Highway (B2)	61,131	50,637	87.46%	39,079	32.83%	72,689	-	72,689
Permissive License Tax (B8)	188,334	358,538	107.67%	219,477	42.10%	327,395	-	327,395
Street Levy (B9)	70,422	25,634	90.34%	37,622	38.08%	58,434	-	58,434
Recreation (B10)	22,887	11,463	100.00%	15,377	67.19%	18,973	-	18,973
Park Use (B11)	63,041	18,688	124.59%	1,095	1.40%	80,634	-	80,634
Police Levy (B13)	270,162	1,837,992	113.37%	1,626,730	86.00%	481,424	-	481,424
Immobilization (B14)	8,729	1,920	320.00%	-	0.00%	10,649	-	10,649
Court Computer (B17)	13,153	10,603	151.47%	11,259	55.87%	12,497	-	12,497
Alcohol Enforcement (B18)	5,583	750	150.00%	722	11.87%	5,611	-	5,611
Law Enforcement Trust (B19)	1,211	557	139.25%	-	0.00%	1,768	-	1,768
Mobile Park Trust Fund (B20)	4,219	105	87.50%	-	0.00%	4,324	-	4,324
FEMA	-	24,339	100.00%	24,339	100.00%	-	-	-
Police K-9 Unit (B50)	3,063	-	0.00%	1,087	26.75%	1,976	-	1,976
Sesquential Fund (B60)	3,087	116	11.60%	2,469	60.41%	734	-	734
Construction Accounts (B70)	254,663	4,621	15.40%	65,247	22.92%	194,037	-	194,037
Courter Bridge Improv. (C3)	59	163,730	93.03%	163,730	93.00%	59	-	59
Municipal Building (C5)	21,133	860,000	100.00%	869,800	98.71%	11,333	-	11,333
CDBG (C4)	-	37,423	100.00%	37,423	100.00%	-	-	-
Street Bond (D2)	30,067	-	0.00%	-	0.00%	30,067	-	30,067
Water Fund (E1)	1,706,179	787,363	94.86%	1,316,830	51.90%	1,176,712	-	1,176,712
Sewer Fund (E2)	2,464,547	919,453	99.29%	1,524,737	44.97%	1,859,263	-	1,859,263
Water Debt Service (E12)	171,627	407,688	100.00%	407,688	70.37%	171,627	-	171,627
Wastewater Treatment (E14)	322,532	-	0.00%	249,503	77.36%	73,029	-	73,029
<b>Totals</b>	<b>\$ 6,781,183</b>	<b>\$ 7,840,667</b>	<b>87.10%</b>	<b>\$ 8,559,549</b>	<b>51.81%</b>	<b>\$ 6,062,301</b>	<b>\$ -</b>	<b>\$ 6,062,301</b>



## CITY OF PATASKALA FUND DESCRIPTIONS

The following is a description of the City's active funds:

Fund Number	Fund Name	Description
A1	General Fund	This fund accounts for all financial resources not accounted for in another fund. The General Fund is the general operating fund of the City and includes funding for such departments as: administration, police, and planning & zoning. The general fund balance is available for any purpose and may be transferred to any other fund.
B1	Street Fund	This fund receives 92.5% of motor vehicle and gasoline tax monies received and monies are to be used specifically for City street maintenance, construction and repair.
fB2	State Highway Fund	This fund receives 7.5% of motor vehicle and gasoline tax monies received and monies are to be used specifically for state highway road maintenance, construction, and repair for such state highway roads within the City.
B8	Permissive License Tax Fund	This fund receives monies collected from the sale of licenses from the County Auditor and is to be used for street construction, maintenance and repair.
B9	Street Levy Fund	This fund does not have a specific revenue source; however, remaining fund balance is to be used specifically for City street maintenance, construction and repair.
B10	Recreation Fund	This fund receives charges for services to operate the Parks and Recreation department and related activities.
B11	Park Use	This fund receives monies from new home and building permits which are to be used specifically for Parks and Recreation capital improvements.
B13	Police Levy Fund	This fund receives revenues for a specific property tax levy to account for security of persons and property.

## CITY OF PATASKALA FUND DESCRIPTIONS

Fund Number	Fund Name	Description
B14	Immobilization Fund	This fund receives fines assessed under the Mayor's Court for any offender's immobilized vehicle. Such fees are to be disbursed to the registrar before the vehicle may be released to the offender.
B17	Court Computer Fund	This fund receives fees assessed by the Mayor's Court which are to be used for the computerization of the clerk of court's office. The fee charged to computerize the operations of the Mayor's Court cannot exceed \$3, and in addition to assessing fees to computerize the operations of the court, the Mayor's Court may determine that additional funds are necessary to computerize the office of the clerk of its court. This includes the acquisition and maintenance of legal research software and hardware for Mayor's Court personnel.
B18	Alcohol & Enforcement Education Fund	This fund receives fine monies for the violation of an OVI ordinance established and is to be used for alcohol related trainings and education.
B19	Law Enforcement Trust Fund	This fund receives fine monies from the Mayor's Court of which such monies are to be used to maintain, upgrade, and modernize law enforcement training, technology, and any related equipment.
B20	Mobile Park Trust Fund	This fund was created for the purpose of accounting for the donated principal associated with the installation and maintenance of the storm sewer line underneath the railroad tracks owned and managed by CSX. This fund will continue to receive interest which may only be used for the described purpose.
B50	Police K-9 Unit	This fund receives grants and donations for the training, care, and upkeep of a investigative police dog for the City police department.
B60	Sesquicentennial Fund	This fund was created to receive donations and other proceeds specifically for Sesquicentennial Activities when created in 2000. Any remaining monies are to be used specifically for historical preservation purposes within the City.

## CITY OF PATASKALA FUND DESCRIPTIONS

Fund Number	Fund Name	Description
B70	Construction Accounts	This fund receives permit monies received by the planning and zoning department associated with new construction within the City. Expenditures from this fund relate to engineering, inspection, and site review fees.
C3	Courter Bridge Improvement	This fund receives rollover note proceeds to retire related debt originally used for bridge improvements to the Courter Bridge.
C5	Municipal Building Purchase	This fund issued bond anticipation note proceeds for the purchase of the City Municipal Building. The repayment of the outstanding notes is an obligation of the General Fund.
D2	Street Bond Fund	This fund collected special assessment levy monies for improvements to Pat Haven Drive. This fund no longer collects monies and the remaining balance is dormant and is available for future City capital improvements.
E1	Water Fund	Charges for services in the form of user-fees are assessed for operations, repayment of debt, construction, and any improvements to the City's water utility system.
E2	Sewer Fund	Charges for services in the form of user-fees are assessed for operations, repayment of debt, construction, and any improvements to the City's sewer utility system.
E13	Water Improvement Fund	This fund receives bond and note proceeds which will be used to retire existing water bond anticipation notes originally issued for the construction of the City's new Water Treatment Plant.
E14	Waste Water Treatment Plant #2	This fund issued bond anticipation notes for the construction of the City's Waste Water Treatment Plant. Outstanding debt is collateralized by charges for services.